

# Brick Balloon Festival Collaborative Build 2024





















Bristol is well known for its landmarks and attractions including the Clifton Suspension Bridge, Brunel's SS Great Britain and many more. There are also some amazing events hosted in Bristol so that is why the 2024 GertLUG collaborative build is a miniature version of the Bristol Balloon Festival built entirely out of LEGO bricks.

Builders will have the opportunity to build hot air balloons in a variety of shapes, sizes and colours to showcase one of Bristol's most popular attractions in miniature. The balloons could be inflated or deflated, taking off or landing, flying across the field or around a Bristol landmark. To help recreate the Bristol Balloon Fiesta atmosphere, there is also the option of building other aspects of the festival such as music stages, food stalls, carnival games and rides.

As well as the opportunity to build an iconic Bristol scene, this project gives people a chance to try building a variety of rounded shapes from traditionally square pieces, which many people find a challenge. Instructions for a couple of balloon designs will be made available to use as inspiration and provide a starting point for any member who wishes to get involved.

## Displaying The Build

The focus of the display will be the balloon landing and take-off area with base sections providing a secure mounting for the balloons. Other smaller areas of the overall display, if space is available, can depict some of the festival aspects of the Bristol Balloon Fiesta, including a carnival area and music stages.

													
	Music Area		Carnival Area					Balloon Take-off and Landing Area					
													

## Starting Your Build

Base sections are made up of 32 x 32 stud squares consisting of a plate, a layer of supporting bricks, topped off with another plate. (See available instructions for specific details). You can build as many 32 x 32 modules as you like. For easy identification of which modules are yours when collecting after a show, it is advised to include a unique pattern of three plates in each corner of your module below ground level. For example, all of Adrian Croshaw's modules will include a dark blue plate, a dark bluish grey plate and a dark red plate stacked in the same order under each corner.



*Shown on the left is a half size standard base, Shown on the right is a half size standard base with colour identifier on each corner to show that this module belongs to Adrian Croshaw*

## What To Build

Hot Air Balloons – These can be any shape or size; taking off, tethered, deflated on the ground or flying around the room.

Carnival – Typical carnival / fun fair style stalls like Hook A Duck and Ring Toss stands or rides like Bumper Cars or a Drop Tower.

Food Stands / Shops – Could be mobile food trucks selling all things burgers, hotdogs and chips or smaller stands selling sweets and candyfloss or food carts selling ice cream and balloons.

## Instructions

Instructions for the builds listed below will be available on the GertLUG website ( <https://gertlug.co.uk> ). These will only be available to GertLUG members until after the 2024 Bristol Brick Show when they will be added to the public side of the website.

- Standard Base Instructions
- 2 x 4 Brick Built Balloon
- Spherical SNOT Balloon